



**Réseau Quetelet**

Réseau français des centres de données pour les sciences sociales  
French Data Archives for social sciences

---

# Social Science Question Database and Research Tools

Anne-Sophie Cousteaux, Xavier Schepler

Workshop on Question Database

28 January 2011



# Introduction

- Search engine in question texts, response category codes and labels, variable names and labels, coming from a subset of the studies distributed by the Réseau Quetelet
- Search by keyword(s), advanced query, producer, serie, study
- 3 objectives
  - Facilitate the design of questionnaires
  - Identify temporal series of questions
  - Promote secondary analysis of existing data sets



# History of the project

- Nov. 2008 : A need expressed by the political scientists of Sciences Po concerning their own election surveys
- July 2009 : Definition of the software project
  - Questionnaire design and secondary analysis
  - Use of DDI and connection to Nesstar webview
  - Design of advanced research tools and web interface
- Dec. 2009 – Dec. 2010 : Development of the Réseau Quetelet question database



# The search engine

The screenshot shows the Réseau Quetelet search engine interface. At the top right, there is a language dropdown set to 'English' and navigation links for 'Simple search', 'Advanced search', 'Study list', and 'Help'. The main header features the Réseau Quetelet logo and the text 'Réseau Quetelet'. Below this, there are filters for 'question', 'categories', and 'variable', and language options for 'french' and 'english'. The left sidebar contains sections for 'Producers' (with 'Others' and 'PIOP-ISPO' options), 'Series' (with 'European Social Survey' and 'General Election Study Belgium' options), and 'Studies'. The search bar contains the text 'environm' and a 'Search' button. An autocomplete dropdown menu is open, listing suggestions with their result counts: 'environment' (at least 36 results), '"environment important"' (at least 25 results), 'environmental' (at least 16 results), '"environmental protection"' (at least 8 results), '"environmental problems"' (at least 7 results), '"environment following"' (at least 4 results), '"environment job"' (at least 1 results), '"environment jobs"' (at least 1 results), '"environment policy"' (at least 1 results), and '"environmental reasons"' (at least 1 results).

- Studies in French or in English
- Different search fields (question, variable, response categories)
- Simple keyword search, standard query language available and advanced search
- Autocomplete
- Consideration of words that share the same root but not stop words





Réseau Quetelet

Réseau français des centres de données pour les sciences sociales  
French Data Archives for social sciences

# The results

Results 1 to 6 of 6 for **environment**

Study: General Election Study Belgium 2003  
[Remove](#)

Sort by: relevance score Show 5 categories

Question producer, serie and study between a policy that ensures protection of the  
study date, ascending ed to achieve job security. Could you tell me how  
study date, descending se "the protection of the **environment**" or "job  
position in the data file, ascending 23 to answer. If you do not know the party or if  
position in the data file, descending e scale, just say so.

(13) [Agalev - Q49\\_1 - Environment/jobs : Agalev](#)

Categories (14)  
Study [General Election Study Belgium 2003](#) - PIOP-ISPO -

Relevance

---

Question Let's now turn to the **environment**. The following statements concern only what  
ou yourself can do about it. Use Card No. 48 to answer. - I would be prepared to  
pay higher prices if that would mean less industrial pollution.

Categories (7)  
Variable [Q83\\_4 - Prepared to pay higher prices if less pollution](#)  
Study [General Election Study Belgium 2003](#) - PIOP-ISPO -

Relevance

- Sort by relevance score
- Highlight matches
- Minimal default description



# Faceted search

The screenshot displays a faceted search interface with the following components:

- Producers:** A table with columns for checkboxes, names, and counts. Items include "Others" (30) and "PIOP-ISPO" (6).
- Series:** A table with columns for checkboxes, names, and counts. Items include "European Social Survey" (30) and "General Election Study Belgium" (6).
- Studies:** A table with columns for checkboxes, names, and counts. Items include "General Election Study Belgium 2003" (6), "ESS3-2006, ed.3.2" (16), "ESS1-2002, ed.6.1" (6), "ESS4-2008, ed.3.0" (5), and "ESS2-2004, ed.3.1" (3).
- Decades:** A section with a plus icon and the label "Decades".
- Search within results:** A section with a search bar containing "No queries", a "que. cat. var." filter, and an "Add" button.
- Results:** A section showing "Results 1 to 6 of 6 for env". It includes a "Study: General Electio" with a "Remove" link, a "Sort by relevance score" dropdown, and two result cards. Each card shows a question snippet, a category count, a study link, and a green relevance bar.
- Footer:** "Filter results" and "Reset filters" buttons.

## Filters

- Producers
- Series
- Studies
- Decades
- Additional keywords or queries
- (Concepts)



# Results description

Navigation <previous | back | next>

Question C21. Regardless of whether you belong to a particular religion, how religious would you say you are?

Categories   
(14)


Variable [rldgr - How religious are you](#)

Study [ESS4-2008, ed.3.0](#) - Others - 

Pre-q. txt. ASK ALL CARD 23


Post-q. txt. Please use this card

Position


Questionnaire  [Questionnaire](#)

Navigation <previous | next>

Question C22. Apart from special occasions such as weddings and funerals, about how often do you attend **religious services** nowadays?

Categories   
(10)


Variable [rlgatnd - How often attend religious services apart from special occasions](#)

Study [ESS4-2008, ed.3.0](#) - Others - 

Pre-q. txt. CARD 24

Post-q. txt. Please use this card


Position

Questionnaire  [Questionnaire](#)


Relevance

Navigation <previous | back | next>

Question C23. Apart from when you are at religious services, how often, if at all, do you pray?

Categories   
(10)


Variable [pray - How often pray apart from at religious services](#)

Study [ESS4-2008, ed.3.0](#) - Others - 

Pre-q. txt. STILL CARD 24

Post-q. txt. Please use this card

Position

Questionnaire  [Questionnaire](#)

- Display of additional information











- Contextualisation
  - Preceding / following questions in the data file
  - Link(s) to the questionnaire(s)

# Selection and export

- Selection of questions and variables
- Export to CSV or Excel format

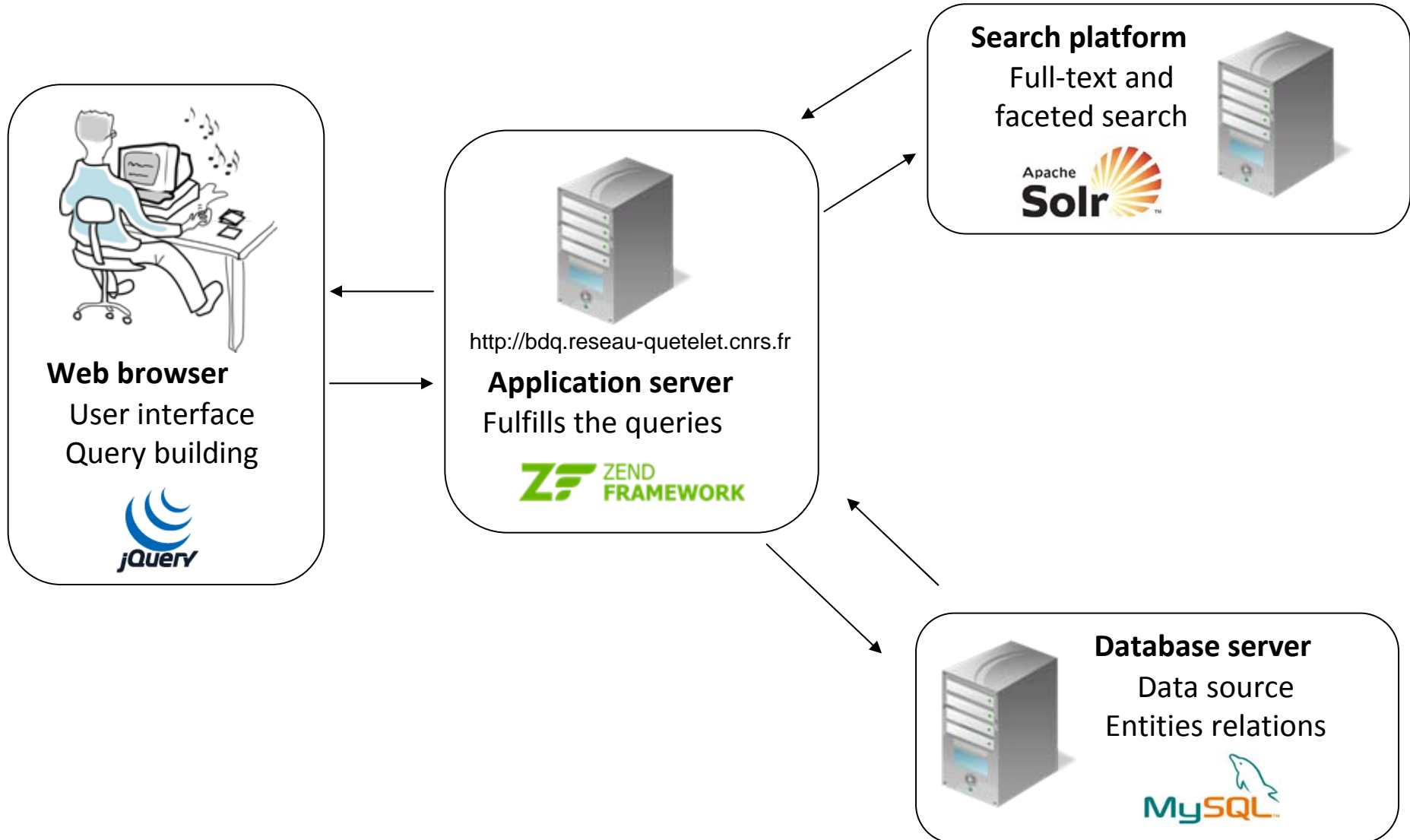
[← Back to results](#)

Show  questions or variables 

Study 	Producer 	Distributor 	Question	Remove
<a href="#">ESS2-2004, ed.3.1</a>	Roger Jowell (PI), CCSS, City University, UK together with the Central Co-ordinating Team and the National Coordinator from each participating country: Karl Muller, WISDOM, Austria Geert Loosveldt, Katholieke Universiteit Leuven, Belgium Christophe Lejeun	Norwegian Social Science Data Services, Harald Hårfagresgt. 29, N-5007 Bergen, Norway. Phone:+47 55 58 21 17 Fax: +47 55 58 96 50 e-mail: nsd@nsd.uib.no Web: http://www.nsd.uib.no ESS: essdata@nsd.uib.no ESS: http://ess.nsd.uib.no	<a href="#">Impenv - Important to care for nature and environment</a> Ha-u. Now I will briefly describe some people. Please listen to each description and tell me how much each person is or is not like you. Use this card for your answer. She/he strongly believes that people should care for nature. Looking after the environment is important to her/him.  1 - Very much like me 2 - Like me 3 - Somewhat like me 4 - A little like me 5 - Not like me	
<a href="#">General Election Study Belgium 2003</a>	(PIOP) Interuniversity Centre for Political Opinion Research (ISPO) Institute of Social and Political Opinion Research	CDSP Centre de données socio-politiques	<a href="#">Q83_4 - Prepared to pay higher prices if less pollution</a> Let's now turn to the environment. The following statements concern only what you yourself can do about it. Use Card No. 48 to answer. - I would be prepared to pay higher prices if that would mean less industrial pollution.  1 - Certainly 2 - Probably yes 3 - Not so sure 4 - Probably not 5 - Certainly not	

Questions 1 to 2 of 2 [<previous](#) **1** / 1 [next>>](#)

# On technical side





The screenshot shows the Réseau Quetelet website interface. At the top, there is a navigation bar with a language dropdown set to 'English', and links for 'Simple search', 'Advanced search', 'Study list', 'Help', 'Settings', 'About', and 'Your selection (0)'. Below the navigation bar is the Réseau Quetelet logo and a search bar with filters for 'question', 'categories', and 'variable'. The main content area is divided into a left sidebar and a main panel. The sidebar lists various institutions and their associated studies, including INSEE, INED, CEVIPOF, CEREQ, Ministère de la santé, and PIOP-ISPO. The main panel displays the 'Question bank' section, which includes a 'Back to results' link, a title 'Question bank', a description of the question bank's purpose, a list of search criteria (keyword(s), advanced query, producer, serie, study), and a note about the current number of studies included. A 'User guide' link is also present at the bottom of the main panel.

English | Simple search | Advanced search | Study list | Help | Settings | About | Your selection (0)

Réseau Quetelet

french  english

question  categories  variable

Search

[Back to results](#)

## Question bank

The question bank lets you search in question texts, response category codes and labels, variable names and labels, from a subset of the studies distributed by the Réseau Quetelet.

The search can be done by:

- keyword(s),
- advanced query,
- producer,
- serie,
- study.

It currently includes 93 studies (88 in french, 5 in english) which represent about 20% of the data catalogue. This amounts to 45398 questions or variables.

[User guide](#)

**INSEE**

- Enquêtes Emploi
- Enquêtes Formation Qualification Professionnelle
- Enquêtes Logement, ...

**INED**

- Analyse des comportements sexuels en France
- Enquête auprès des sans-domiciles
- Enquête nationale sur les violences envers les femmes, ...

**CEVIPOF**

- Enquêtes électorales
- Panel électoral français
- Baromètre politiques français

**CEREQ**

- Enquêtes Génération

**Ministère de la santé**

- Suivi barométrique de l'opinion des Français à l'égard de la santé

**PIOP-ISPO**

- General Election Study Belgium

[Study list](#)



Réseau Quetelet

Réseau français des centres de données pour les sciences sociales  
French Data Archives for social sciences

# Conclusion

- What we had to give up
  - Handling of synonyms, acronyms and abbreviations
  - Compliance with DDI 3
- Work in progress
  - Spellchecker for DDI documents (administration side)
- Dissemination of the open source ?



**Réseau Quetelet**

Réseau français des centres de données pour les sciences sociales  
French Data Archives for social sciences

---

# Réseau Quetelet

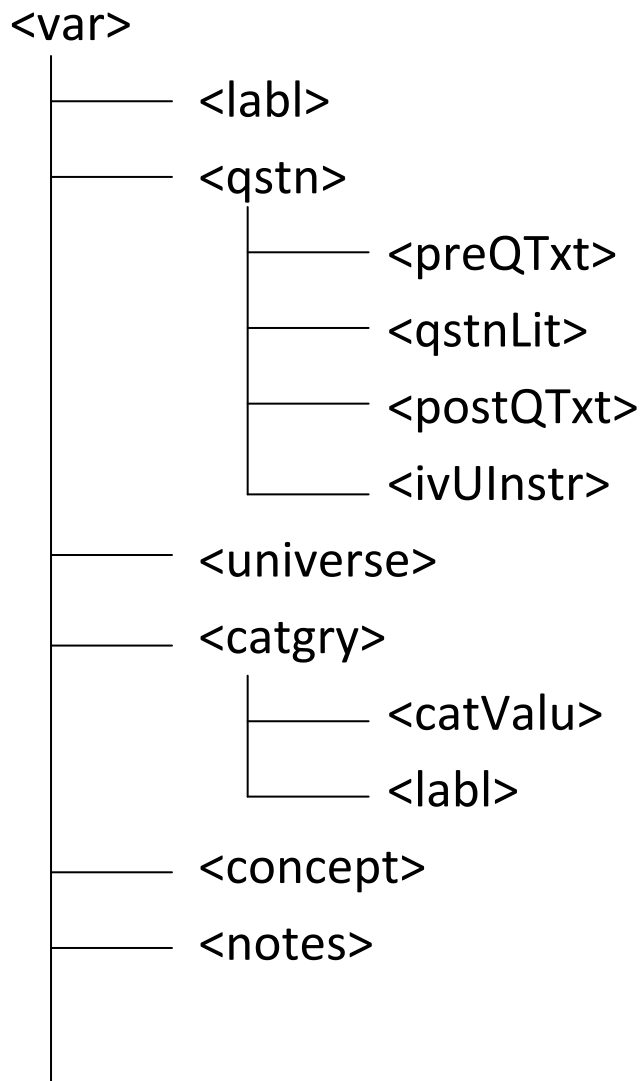
<http://www.reseau-quetelet.cnrs.fr/>

# Question database

<http://bdq.reseau-quetelet.cnrs.fr/en/Home>



# Recommended DDI fields





To add a study in the question database

- Download the DDI metadata (XML). Not compliant with DDI 3 for now.
- Define producer(s), serie, Nesstar server (optional) ...
- Attach one or several questionnaire files
- Identify the batteries of questions (optional)



**Réseau Quetelet**

Réseau français des centres de données pour les sciences sociales  
French Data Archives for social sciences

# Language support

- Textual analysis, like stemming, available for a lot of languages
- Graphic user interface can be translated to any number of languages
- Currently French and English



# User settings (1)

English | Simple search | Advanced search | Study list | Help | Settings | About | Your selection (0)

## Réseau Quetelet

### Settings

[← Back to results](#)

Once you are done, don't forget to save your settings. [Default settings](#)

#### Textual analysis

These settings apply to both simple and advanced searches.

Expand searches to words that share the same root.  
The word root is determined by a stemming algorithm.

Take stop words into account  
The stop words from these lists become searchable: [English](#) , [Français](#)

#### Interface settings

Enable autocomplete  
A drop-down list of search terms will appear as you type, offering indexed term suggestions.

Show  results per page

Sort by

Relevance score is calculated from the search term frequencies.

Highlight matches in yellow





# User settings (2)

## Results description

The default description includes the literal question, the response categories, the corresponding variable and the study it's taken from. Additionally, interviewer instructions, universe, position in the datafile, etc. can be shown.

Concept

This option adds the possibility to filter results by concept. Only the pre- and post- electoral studies, produced by CEVIPOF, are thematized.

Interviewer instructions

Preceding-question text

Post-question text

Universe

Position in the data file

Additional information

The question can be put in its context, by adding the questionnaire link (if available) and the navigation to the previous and the next questions.

Questionnaire link

Navigation to the previous and next questions in the data file

Once you are done, don't forget to save your settings.

[Default settings](#)

Save settings

